

## MAKING MAPS! Three different ways

Grab some coloured markers or pencil crayons and join AGO Artist Instructor Amanda Arcuri as she explores her surroundings by memory, smells and sounds. It's always interesting how our memory is never exactly accurate, or how other senses like smells and sounds can also create an interesting map!



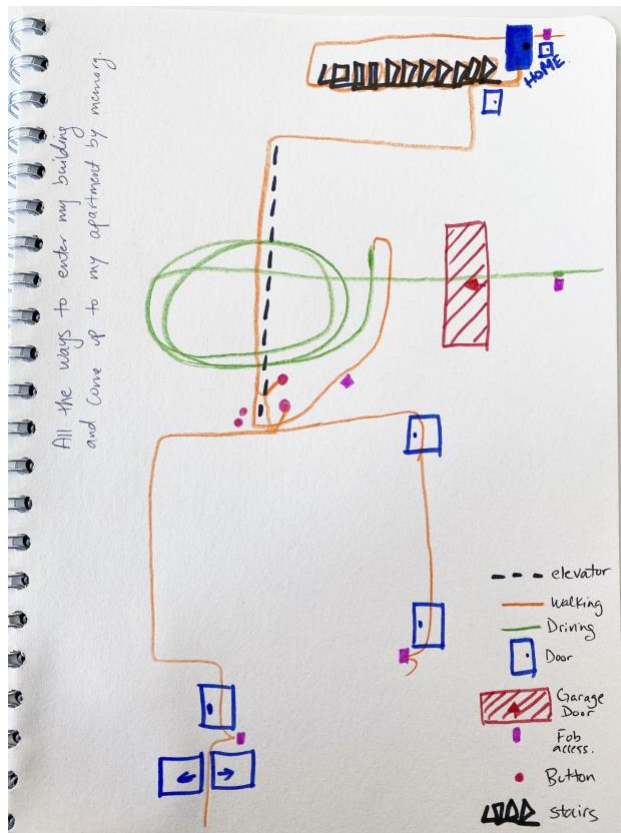
---

Share your artwork with us!

   @agotoronto #AGOMakes

## A Map from Memory:

- Draw a map using your memory of a journey or walk you know very well. Maybe it's the path you take to get to school, your favourite bike route or how to get to your friend's house.
- You can use different colours, lines or symbols to represent different modes of transportation (walk, car, bike, scooter, etc.)
- Show us what each symbol or line means. This is called a legend.
- Here's a map of all the different ways to enter my building and my apartment, drawn only from memory. What will you draw from your memory?

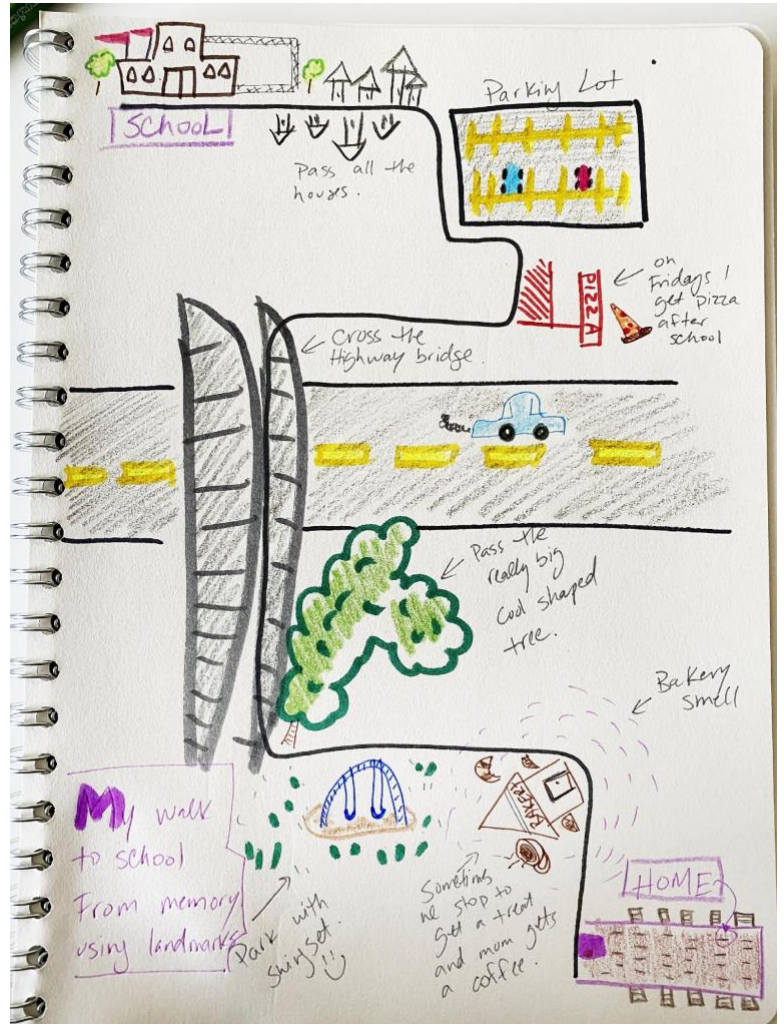


Share your artwork with us!



AGO

Right: Map of how I get to school using landmarks that I remember which remind me I am going the right way, or when to turn. A landmark is something you easily recognize or remember like a big tree, or a shop, or a park!



Left: Detail of fun things you remember along the way, like getting a treat at the bakery


Share your artwork with us!



**AGO**



## A Map of Smells:



I mapped the same route to school but using smells.

- I used symbols and colours to represent different smells
- This map will be most fun to make as you smell and walk around your house, your neighbourhood, or if you go somewhere special like the park or a beach.
- How will you draw the smells in the air? What colour is sweet or sour?
- I also made this same smell map below, but this time it goes in a straight line. Notice how smells overlap and fade in or out. Try different types or maps or ways of showing the different smells you experience in a space.



Share your artwork with us!



**AGO**

## A Map of Sounds:

Take a walk down your street and listen carefully to all the sounds around you.

- I made two different maps back when I was back at home. I decided to make a round map to represent the passing of time, but you can make yours in a line. You can overlap your sounds or keep them separate.
- You can record your soundscape or you can map it from experience. Maybe different sounds sound sharp, or soft, or messy? Are they different colours? Experiment with all the different ways you can map sound!



Share your artwork with us!



**AGO**