


Found Object Hanging Sculpture

Found Object Sculpture encourages you to consider all the things around you. Try looking around the room you're in. Could you stack, attach, or tie together some of those objects? What types of new shapes or interesting art could you create? With Found Object Sculpture, any object you find can be transformed into a new piece of art! In this project, AGO Artist Instructor Olia Mishchenko is inspired by wire coat hangers to create hanging sculptures. Twist, bend, cut and play and - have fun!!



Share your artwork with us!

   @agotoronto #AGOMakes



Materials:

- **To build the form:**
Wire hangers from your closet or the dry cleaner
- **To connect:**
Twist ties, tape, or pieces of pipe cleaner (zip ties work but not everyone has them)
- **To cut:**
Scissors (you will not need to cut the wire hangers, we will use them as they are)
- **To add:**
Decorate using all kinds of found materials, for example:
rubber gloves, clothes pegs, socks that lost their pairs, hair elastics, buttons, ribbons, shoelaces, string of various kinds, or even just pieces of pipe cleaner and colourful paper (see if there are cool pieces of paper and plastic that can be cut out from various discarded packaging).

.....

Share your artwork with us!


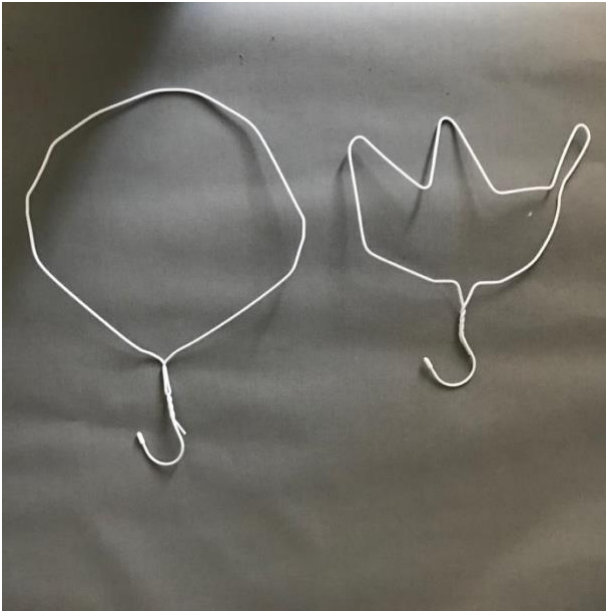


@agotoronto #AGOMakes

AGO

Make (simple version):

- You can shape the coat hanger in various ways, your aim is to get interesting shapes
- Get an adult to help, for added strength. You can also put 2 shapes together (see the example below) to make things more 3-dimensional.



- Decorate the form by hanging anything you like from it: string, found things, clips, etc.
- Give your sculpture a title and find a place to hang it for display.



Here's an example of a simple sculpture we named Finder Owl.

Finder Owl is made from things we found in the laundry room: lost socks, a marble, hair elastics, old stockings, a coin and clothes pegs.

.....

Share your artwork with us!



@agotoronto #AGOMakes


AGO

Make (advanced version):

- Create a more complex sculpture by organizing several coat hangers in a symmetrical or repeating pattern. (Note: all the possible connections and resulting geometry!) Here are some examples but you can experiment and find your own shapes!



- Once you've found your form, tape the connections, and you can reinforce the connections using zip ties, twist ties, or use pieces of pipe cleaner wound tight.
- Another idea: repeating pattern of connections.



- Add found objects that will make your sculpture interesting. Look for things that drape, clip or have a colour that you want to include.
- Give your sculpture a title and find a place to hang it for display.

.....

Share your artwork with us!



@agotoronto #AGOMakes

AGO

More examples (have fun!):



Share your artwork with us!



AGO